

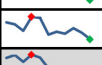

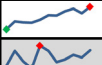


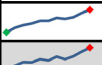
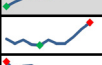
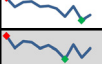




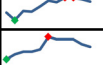
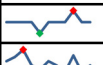
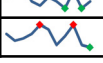

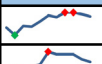
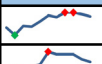

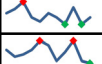




Aktiv og passiv forsørgelse 2023

| Kilde:Kontanthjælpsrapport | Jan | Feb | Mar | Apr | Maj | Jun | Jul | Aug | Sep | Okt | Nov | Dec |  | Gennemsnit | |
|---|-------------|-------------|-------------|-------------|-------------|-------------|-------------|-------------|-------------|-------------|-------------|-----|---|---|---|
| 561.002 - Integrationsydelse til udlændinge * | 101 | 111 | 99 | 104 | 97 | 84 | 73 | 72 | 81 | 74 | 64 | |  | 87 | |
| 561.003 - Integrationsydelse til andre | 66 | 64 | 57 | 72 | 71 | 53 | 56 | 54 | 60 | 55 | 48 | |  | 60 | |
| | 167 | 175 | 156 | 176 | 168 | 137 | 129 | 126 | 141 | 129 | 112 | |  | 87 | |
| 573.007 - Kontanthjælp | 217 | 223 | 209 | 199 | 228 | 210 | 194 | 189 | 190 | 196 | 193 | |  | 204 | |
| 573.008 - Uddannelseshjælp | 229 | 246 | 244 | 243 | 249 | 259 | 258 | 267 | 273 | 263 | 277 | |  | 255 | |
| | 446 | 469 | 453 | 442 | 477 | 469 | 452 | 456 | 463 | 459 | 470 | |  | 460 | |
| 580.014 - Revalideringsydelse | 13 | 8 | 7 | 7 | 7 | 5 | 4 | 4 | 4 | 4 | 3 | 3 | |  | 6 |
| | 13 | 8 | 7 | 7 | 7 | 5 | 4 | 4 | 4 | 3 | 3 | |  | 6 | |
| 581.111 - Fleksløntilskud 65% refusion | 291 | 287 | 288 | 281 | 280 | 276 | 277 | 273 | 275 | 272 | 271 | |  | 279 | |
| 581.116 - Fleksløntilskud ref. trappemodel | 829 | 846 | 855 | 861 | 871 | 871 | 881 | 878 | 884 | 899 | 911 | |  | 871 | |
| | 1120 | 1133 | 1143 | 1142 | 1151 | 1147 | 1158 | 1151 | 1159 | 1171 | 1182 | |  | 1151 | |
| 582.103 - Ressourceforløb | 140 | 135 | 139 | 134 | 133 | 139 | 135 | 135 | 142 | 151 | 158 | |  | 140 | |
| 582.104 - Ressourceforløb under jobafklaring | 355 | 328 | 342 | 344 | 329 | 331 | 323 | 299 | 330 | 288 | 304 | |  | 325 | |
| | 495 | 463 | 481 | 478 | 462 | 470 | 458 | 434 | 472 | 439 | 462 | |  | 465 | |
| 583.001 - Ledighedsydelse | 185 | 184 | 192 | 186 | 184 | 176 | 197 | 182 | 179 | 183 | 195 | |  | 186 | |
| | 185 | 184 | 192 | 186 | 184 | 176 | 197 | 182 | 179 | 183 | 195 | |  | 186 | |
| Personer i alt | 2426 | 2432 | 2432 | 2431 | 2449 | 2404 | 2398 | 2353 | 2418 | 2384 | 2424 | |  | 2354 | |

* Ydelsen omfattet af integrationsprogrammet

| Kilde: FASIT, KY og Opus | Jan | Feb | Mar | Apr | Maj | Jun | Jul | Aug | Sep | Okt | Nov | Dec |  | Gennemsnit |
|---------------------------------------|------|------|------|------|------|------|------|------|------|------|------|-----|---|------------|
| Fleksjob borgere <small>Fasit</small> | 1343 | 1330 | 1346 | 1345 | 1354 | 1364 | 1361 | 1369 | 1369 | 1366 | 1362 | |  | 1355 |
| Skånejob <small>Fasit</small> | 62 | 64 | 65 | 65 | 66 | 71 | 70 | 70 | 70 | 68 | 67 | |  | 67 |
| Seniorjob <small>Opus</small> | 3 | 3 | 3 | 3 | 2 | 3 | 3 | 3 | 4 | 3 | 3 | |  | 3 |
| Nye på førtidspension | 17 | 20 | 25 | 14 | 11 | 17 | 14 | 9 | 21 | 9 | 14 | |  | 16 |
| Nye på seniorpension | 9 | 6 | 7 | 9 | 13 | 11 | 4 | 8 | 13 | 4 | 3 | |  | 8 |

Aktiv og passiv forsørgelse 2023

| Kilde:Kontanthjælpsrapport | Jan | Feb | Mar | Apr | Maj | Jun | Jul | Aug | Sep | Okt | Nov | Dec | Gennemsnit |
|---|-------------------|-------------------|-------------------|-------------------|-------------------|-------------------|-------------------|-------------------|-------------------|-------------------|-------------------|-----|-------------------|
| 561.002 - Integrationsydelse til udlændinge * | 694.972 | 753.965 | 764.521 | 760.413 | 617.068 | 550.665 | 494.928 | 483.368 | 514.996 | 487.905 | 446.891 | | 597.245 |
| 561.003 - Integrationsydelse til andre | 488.026 | 489.507 | 459.732 | 552.633 | 490.931 | 389.002 | 428.430 | 453.781 | 486.143 | 467.163 | 291.163 | | 454.228 |
| | 1.182.998 | 1.243.471 | 1.224.253 | 1.313.046 | 1.107.999 | 939.667 | 923.358 | 937.149 | 1.001.139 | 955.068 | 738.054 | | 1.051.473 |
| 573.007 - Kontanthjælp | 2.730.045 | 2.909.883 | 2.687.313 | 2.570.128 | 2.803.665 | 2.735.141 | 2.489.563 | 2.331.089 | 2.514.012 | 2.472.627 | 2.498.026 | | 2.612.863 |
| 573.008 - Uddannelseshjælp | 1.794.164 | 1.814.914 | 1.909.099 | 1.751.683 | 1.963.367 | 1.985.559 | 2.021.317 | 2.034.077 | 2.068.467 | 1.963.435 | 2.100.774 | | 1.946.078 |
| | 4.524.209 | 4.724.797 | 4.596.412 | 4.321.811 | 4.767.032 | 4.720.700 | 4.510.879 | 4.365.165 | 4.582.479 | 4.436.061 | 4.598.799 | | 4.558.940 |
| 580.014 - Revalideringsydelse | 172.042 | 92.384 | 94.840 | 96.989 | 95.859 | 95.818 | 57.990 | 58.547 | 64.642 | 59.190 | 46.029 | | 84.939 |
| | 172.042 | 92.384 | 94.840 | 96.989 | 95.859 | 95.818 | 57.990 | 58.547 | 64.642 | 59.190 | 46.029 | | 84.939 |
| 581.111 - Fleksløntilskud 65% refusion | 4.722.159 | 4.714.799 | 4.700.182 | 4.639.216 | 4.524.433 | 4.487.686 | 5.962.515 | 4.440.183 | 4.568.467 | 4.350.985 | 4.430.780 | | 4.685.582 |
| 581.116 - Fleksløntilskud ref. trappemodel | 13.562.491 | 14.326.989 | 14.387.601 | 14.401.931 | 14.438.337 | 14.457.675 | 13.039.322 | 14.447.114 | 14.885.952 | 14.897.950 | 15.222.846 | | 14.369.837 |
| | 18.284.650 | 19.041.788 | 19.087.783 | 19.041.146 | 18.962.770 | 18.945.361 | 19.001.837 | 18.887.297 | 19.454.419 | 19.248.935 | 19.653.626 | | 19.055.419 |
| 582.103 - Ressourceforløb | 1.875.756 | 1.830.221 | 1.833.382 | 1.849.332 | 1.822.349 | 1.888.895 | 1.845.641 | 1.894.214 | 1.856.600 | 2.027.179 | 2.109.523 | | 1.893.917 |
| 582.104 - Ressourceforløb under jobafklaring | 4.407.207 | 4.300.046 | 4.513.520 | 4.603.208 | 4.200.009 | 3.818.252 | 3.955.875 | 3.876.353 | 4.313.561 | 3.595.809 | 3.923.214 | | 4.137.005 |
| | 6.282.963 | 6.130.266 | 6.346.902 | 6.452.540 | 6.022.359 | 5.707.147 | 5.801.516 | 5.770.567 | 6.170.160 | 5.622.987 | 6.032.737 | | 6.030.922 |
| 583.001 - Ledighedsydelse | 2.883.827 | 2.982.945 | 2.940.068 | 2.873.975 | 2.899.467 | 2.725.548 | 2.851.971 | 2.712.920 | 2.725.898 | 2.779.197 | 3.064.193 | | 2.858.183 |
| | 2.883.827 | 2.982.945 | 2.940.068 | 2.873.975 | 2.899.467 | 2.725.548 | 2.851.971 | 2.712.920 | 2.725.898 | 2.779.197 | 3.064.193 | | 2.858.183 |
| Beløb i alt | 33.330.689 | 34.215.652 | 34.290.258 | 34.099.506 | 33.855.486 | 33.134.241 | 33.147.550 | 32.731.644 | 33.998.738 | 33.101.438 | 34.133.439 | | 33.639.877 |

* Ydelsen omfattet af integrationsprogrammet